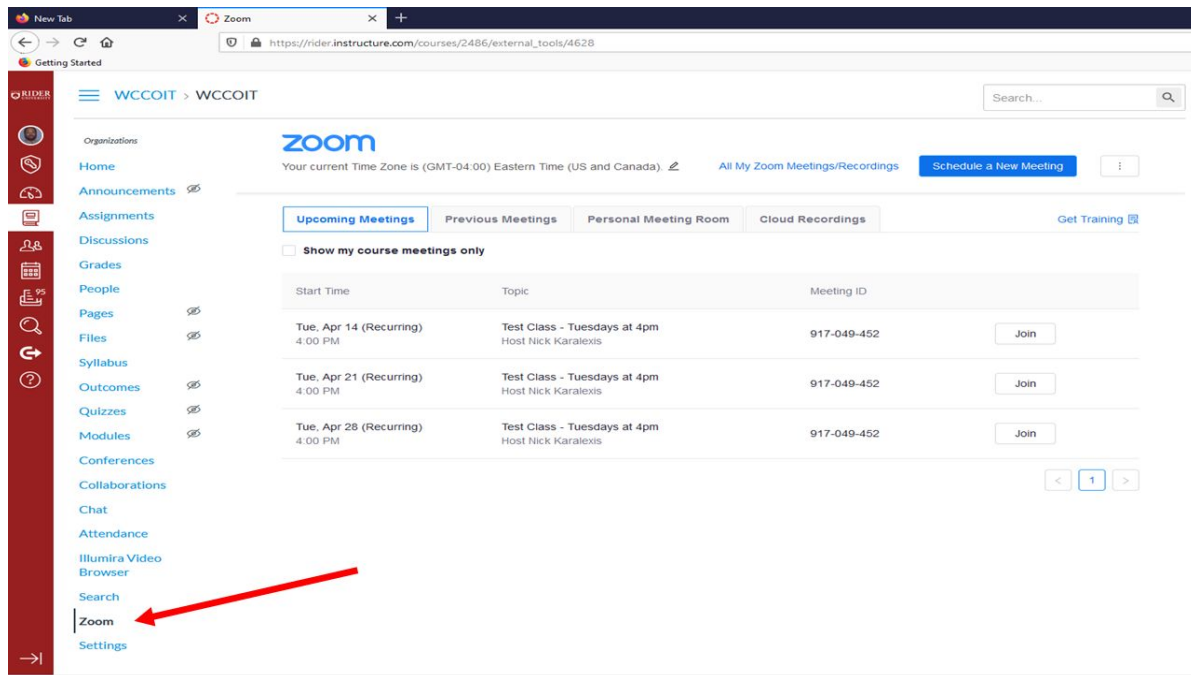


How to add a password to Zoom meetings already scheduled in Canvas:

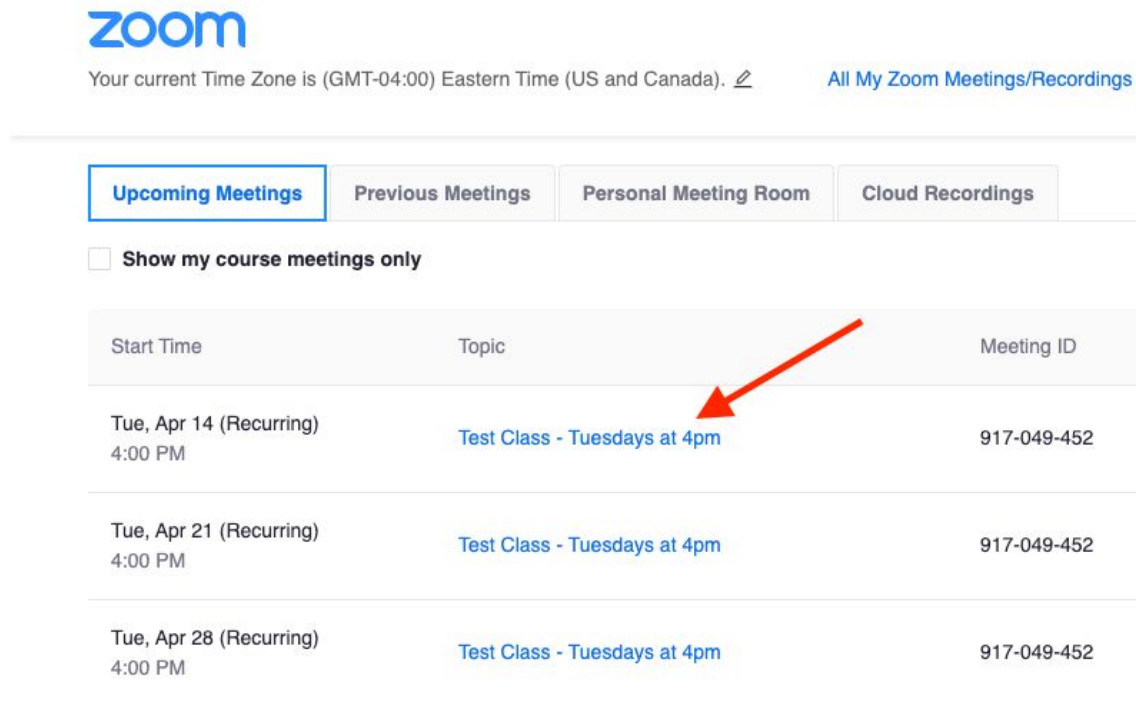
Step 1: In Canvas, select your course, then click on "Zoom" as shown below



The screenshot shows the Canvas LMS interface for a course. The left-hand navigation menu is visible, with a red arrow pointing to the 'Zoom' link. The main content area displays the Zoom integration page, which includes a search bar, a 'Schedule a New Meeting' button, and a table of upcoming meetings. The table has columns for Start Time, Topic, and Meeting ID, with 'Join' buttons for each meeting.

Start Time	Topic	Meeting ID	
Tue, Apr 14 (Recurring) 4:00 PM	Test Class - Tuesdays at 4pm Host Nick Karalexis	917-049-452	Join
Tue, Apr 21 (Recurring) 4:00 PM	Test Class - Tuesdays at 4pm Host Nick Karalexis	917-049-452	Join
Tue, Apr 28 (Recurring) 4:00 PM	Test Class - Tuesdays at 4pm Host Nick Karalexis	917-049-452	Join

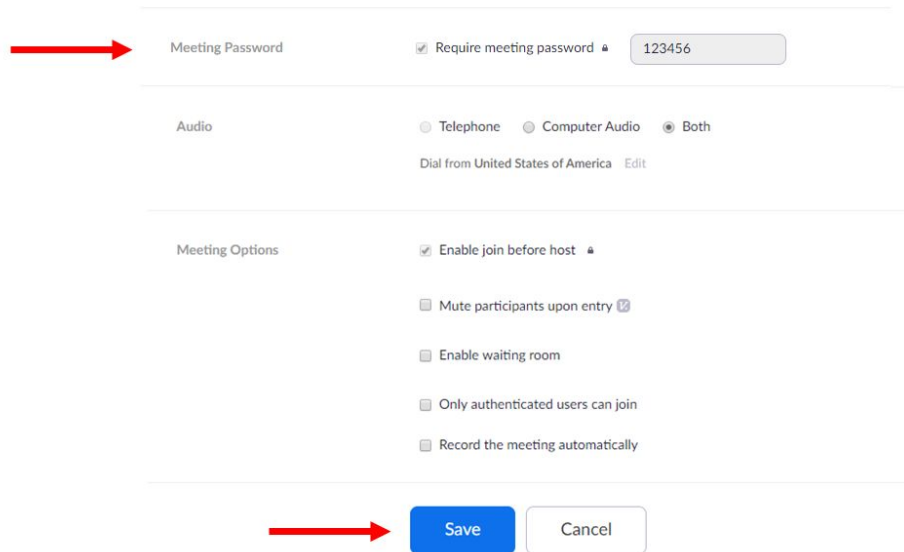
Step 2: Select the meeting



The screenshot shows the Zoom integration page in Canvas. The 'Upcoming Meetings' tab is selected. A red arrow points to the 'Test Class - Tuesdays at 4pm' meeting in the table. The table has columns for Start Time, Topic, and Meeting ID.

Start Time	Topic	Meeting ID
Tue, Apr 14 (Recurring) 4:00 PM	Test Class - Tuesdays at 4pm	917-049-452
Tue, Apr 21 (Recurring) 4:00 PM	Test Class - Tuesdays at 4pm	917-049-452
Tue, Apr 28 (Recurring) 4:00 PM	Test Class - Tuesdays at 4pm	917-049-452

Step 3: Select “Edit this Meeting”, enable meeting password, and save



The image shows a screenshot of the Zoom meeting settings interface. A red arrow points to the 'Meeting Password' section, which includes a checked checkbox for 'Require meeting password' and a text input field containing '123456'. Below this is the 'Audio' section with radio buttons for 'Telephone', 'Computer Audio', and 'Both', and a 'Dial from United States of America' link. The 'Meeting Options' section contains several unchecked checkboxes: 'Enable join before host', 'Mute participants upon entry', 'Enable waiting room', 'Only authenticated users can join', and 'Record the meeting automatically'. At the bottom, a red arrow points to the blue 'Save' button, with a 'Cancel' button next to it.

If the student is joining a Zoom meeting through Canvas, they will not be prompted for a meeting password.